



City of Calistoga, Building Department

1232 Washington Street, Calistoga CA 94515

Email: building@calistogaca.gov

Main line/ Inspection line: (707)-942-2827

Online permit portal link: <https://www4.citizenserve.com/Portal/PortalController?Action=showApplyPermitPage&type=Permit>

RESIDENTIAL KITCHEN PERMIT REQUIREMENTS

2025 Adopted Codes Effective

January 1, 2026

Project Name: _____ Permit #: _____

Address: _____ Date: _____


The code requirements in this document are excerpts only and are not a comprehensive list of all requirements that may apply to a building project.

These sheets can be initialed and signed for most like for like residential bathroom improvements applications or when attached to a set of plans, become part of those plans and must remain attached thereto. The approval of these plans and the specifications shall not be held to permit or approve the violation of any City of Calistoga ordinance or State or Federal law.

The following is a list of the general requirements for residential bathroom remodels and is based on the current California code cycle. This is a general informational handout and permitting document and is not to be considered all- inclusive. In all cases, the appropriate code(s) shall govern.

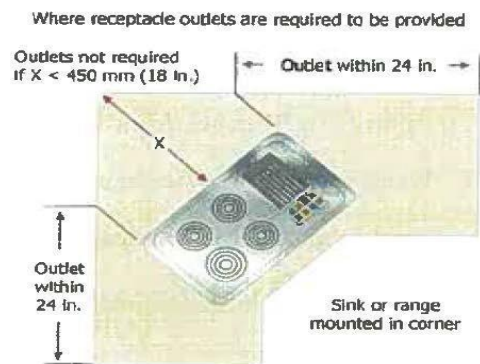
ELECTRICAL REQUIREMENTS:

- All receptacles shall be GFCI protected and tamper-resistant (TR) & AFCI.
- Receptacles shall be provided within 24" of either side of the range or sink and any countertops areas of 12" or more. See figures 1, 2, 3, & 4 below.
- Be located so that no point is more than 24 inches from a receptacle outlet measured horizontally along the wall.
- Receptacles shall be located no more than 20 inches above countertop.
- Islands/peninsulas Receptacle outlets, if installed to serve an island or peninsular countertop or work surface, shall be installed in accordance with 210.52(C)(3). If a receptacle outlet is not provided to serve an island or peninsular countertop or work surface, provisions shall be provided at the island or peninsula for future addition of a receptacle outlet to serve the island or peninsular countertop or work surface.
- Countertop receptacles shall be supplied by a minimum of two 20-amp branch circuits.
- A dedicated circuit is required for cord and plug connected range exhaust hoods. Separate circuits may be required for the garbage disposal, dishwasher and built-in microwave based on need to be upgraded, or a sub-panel added, if the above requirements cannot be accommodated. the manufacturer's requirements and the motor rating. The existing electrical panel may need to be upgraded, or a sub-panel added, if the above requirements cannot be accommodated.



Sink or range extending from face of counter

Figure 3



Sink or range mounted in corner

Figure 4

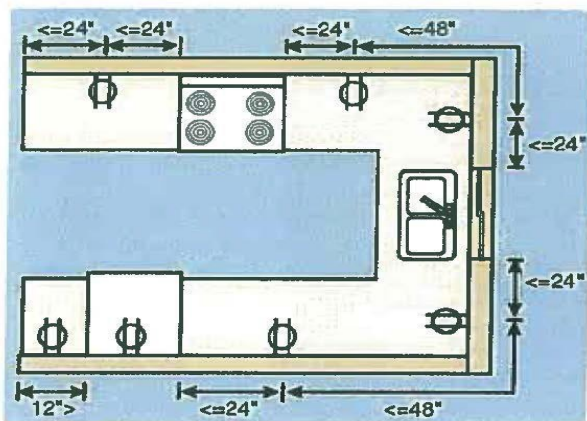


Figure 1

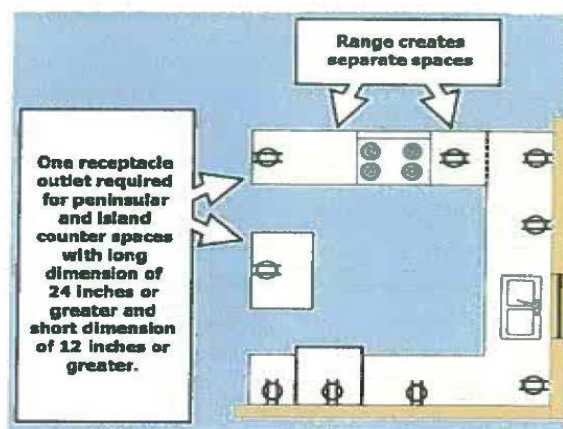


Figure 2

MECHANICAL REQUIREMENTS:

- Exhaust systems shall be provided for residential kitchens per the CMC, CALGreen and CALEnergy. All exhaust systems shall exhaust to the outside of the structure and be protected with a back flow device.
- Exhaust systems for kitchen ranges shall have the capacity of 100 cfm/hr minimum but shall be determined by the CALEnergy code Table 160.2-G below.
- Exhaust systems that are operated continuously shall have the capacity of 25 cfm/hr.

DWELLING UNIT FLOOR AREA (FT ²)	HOOD OVER ELECTRIC RANGE	HOOD OVER NATURAL GAS RANGE
>1500	50% CE or 110 cfm	70% CE or 180 cfm
>1000—1500	50% CE or 110 cfm	80% CE or 250 cfm
750—1000	55% CE or 130 cfm	85% CE or 280 cfm
<750	65% CE or 160 cfm	85% CE or 280 cfm

WATER EFFICIENT PLUMBING FIXTURES REQUIREMENTS:

- Faucet – Kitchen: 1.8 gallons/minute at 60 psi (average)

Required Energy Documentation:

- If sheetrock is to be removed, insulation changed, HVAC replaced, lighting replaced, or windows replaced then CF1R energy documentation is required.
-

SMOKE AND CARBON MONOXIDE ALARMS REQUIREMENTS

Smoke alarms shall be installed on the ceiling or wall (between 4” and 12” of the ceiling) in all sleeping rooms, each area/hallway adjacent to sleeping rooms, each story of the building, and in any basement. Smoke alarms shall be replaced 10 years after the date of manufacture listed on the alarm (if no date is listed the alarm shall be replaced). Newly installed smoke alarms shall have a 10-year battery. Always consult the manufacturer’s installation instructions. (CRC R310)

Carbon monoxide alarms shall be installed on the ceiling or wall (above the door header) in each area/hallway adjacent to sleeping rooms, each story of the building, and any basement. Carbon monoxide alarms are not required if there is no fuel- burning appliances and where the garage is detached from the house. Always consult the manufacturer’s installation instructions. (CRC R311)

Amended Construction Documents: Work shall be installed in accordance with the approved construction documents and any changes made during construction that are not in compliance with the approved construction documents shall be resubmitted for approval as an amended set of construction documents.

- It shall be the duty of the building permit holder or their duly authorized agent to notify the Building Official when work is ready for inspection and to provide access and means for inspection of such work.
- All work shall be subject to inspection by the City of Calistoga Building Official and such work shall remain accessible and exposed for inspection purposes until approved. Approval as a result of an inspection shall not be construed to be an approval of a violation of the provisions of this code or any other ordinances of the jurisdiction. Inspections do not presume to give authority to violate or cancel the provisions of this code or for any other ordinances of the jurisdiction shall not be valid. Neither the Building Official nor the jurisdiction shall be liable for expenses entailed in the removal or replacement of any material required to allow inspection.

I have read and will comply with the items relevant to this project per the code.

Signature of: _____

Date: _____

- Owner
- Authorized Agent
- Contractor or Designer